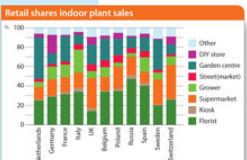
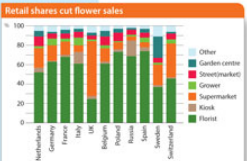
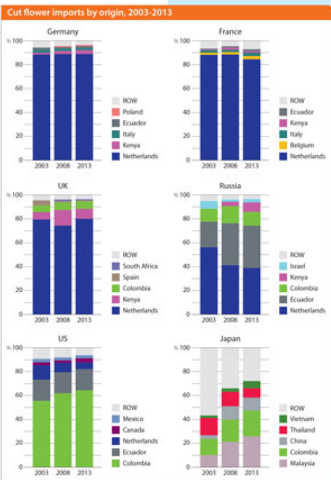
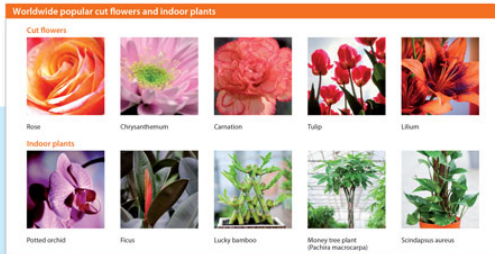
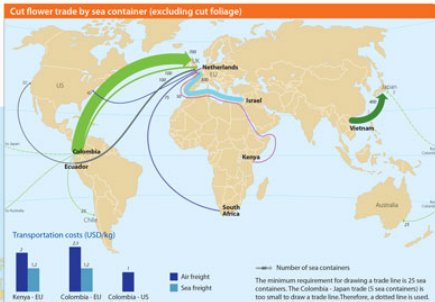
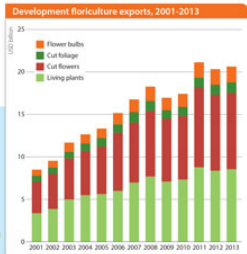




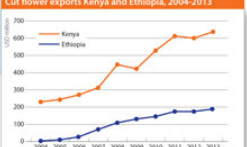
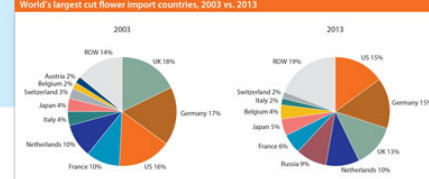
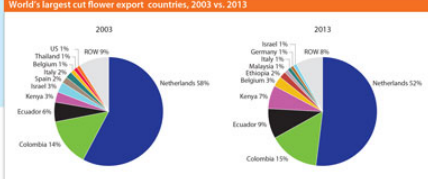
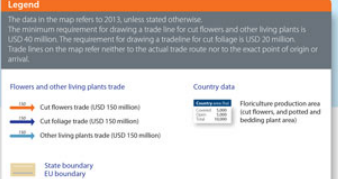
World Floriculture Map

powered by **FloraHolland**



Comparison of cut rose exporting nations

The Netherlands	Ecuador	Kenya	Colombia	Ethiopia
Main production area: Western part of the country	Main production area: Highlands near Quito	Main production area: Around Lake Naivasha, Central	Main production area: Bogota area	Main production area: Great Rift Valley, Ziway area
Rose production area: 310 ha	Rose production area: 2,800 ha	Rose production area: 2,400 ha	Rose production area: 2,400 ha	Rose production area: 1,100 ha
Trend in rose production: Decreasing	Trend in rose production: Slightly increasing	Trend in rose production: Slightly increasing	Trend in rose production: Steady trade	Trend in rose production: Increasing
Farm size: Most are 2-5 ha	Farm size: Average ca. 10 ha	Farm size: Varies widely, from 2-500 ha	Farm size: Most are 15-30 ha	Farm size: Most are 15-30 ha
Production system: Substrate, glass greenhouse, heating and lighting	Production system: Soil, plastic greenhouse, no heating	Production system: Soil, plastic greenhouse, no heating	Production system: Soil, plastic greenhouse, no heating	Production system: Soil, plastic greenhouse, no heating
Cut rose type: Big bud roses	Cut rose type: Very large bud roses	Cut rose type: Small, medium and big bud roses, bud is increasing	Cut rose type: Medium bud roses, bud is increasing	Cut rose type: Medium and big bud roses, bud is increasing
Rose exports: USD 1.3 billion (incl. considerable re-exports)	Rose exports: USD 0.6 billion	Rose exports: USD 540 million	Rose exports: USD 365 million	Rose exports: USD 153 million
Main export destination roses: ROW 21%, Germany 19%, Russia 11%, Italy 9%, France 8%	Main export destination roses: ROW 21%, Germany 19%, Russia 11%, Italy 9%, France 8%	Main export destination roses: ROW 21%, Germany 19%, Russia 11%, Italy 9%, France 8%	Main export destination roses: ROW 21%, Germany 19%, Russia 11%, Italy 9%, France 8%	Main export destination roses: ROW 21%, Germany 19%, Russia 11%, Italy 9%, France 8%



Published: 2014-01-20
Availability: The map is available to be downloaded as a PDF file. For more information on the map, please visit the website of the publisher. The map is available to be downloaded as a PDF file. For more information on the map, please visit the website of the publisher. The map is available to be downloaded as a PDF file. For more information on the map, please visit the website of the publisher.